

Nature7 Brick A

THIN BRICKS / BRICK SLIPS

TEXTURE, TYPE & COLOUR

| | |
|----------|--|
| Type: | cutted slips from solid moulded bricks |
| Texture: | solid unsanded, smooth texture |
| Colour: | the body is brown with strong brown to purple-blue nuances |

Slips, corner slips, horizontal slips and stretcher reveal slips: available on this thickness.

Other formats and thicknesses available on request.

TECHNICAL CHARACTERISTICS

The bricks are delivered with the following characteristics, in accordance with the CE mark:

CE mark according to EN 771-1 : 2011 + A1 : 2015

| | |
|--|------------------------------------|
| Dimensions L x W (height) x T ca. | 224x54x20 mm |
| Quantity/m ² joint 10-12 mm ca. | 65 |
| Quantity/m ² joint 5-6 mm ca. | 73 |
| Quantity/m ² joint 4-5 mm ca. | 75 |
| Gross mass density | 1900 Kg/m ³ (+/- 20%) |
| Water absorption (24 hours) | < 16% |
| Initial water absorption (1 minute) | < 4 kg/(m ² . min) IW3 |
| Water vapour permeability | μ = 5/10 |
| Thermal properties (λ10, dry, 90/90) | 0,60 W/mK (tabel 1 EN1745) |
| Durability (frost / thaw / resistance) | F2 – highly frost-resistant |
| Active soluble salts | class S2 |
| Fire reaction | class A1 |

Brick slip specifications according to NBN B 23-004 for Belgium

| | |
|--------------------------------|---------------------------------|
| Surface density classic joints | 30 kg/m ² (+/- 20 %) |
| Surface density thin joints | 34 kg/m ² (+/- 20 %) |
| Size tolerance | Tm (+/-8/4/2) |
| Size spread | Rm (20/6/4)* |
| Flatness | class 1 |

surface characteristics

In a sample of 100 slips, at least 95 slips will be undamaged. Are considered to be damages: every broken slip; slips with a broken corner or edge; visible cracks (< 0,2 mm) or uneven sanding or profiling, as far as these have to be considered as disturbing the visible surface of the slips. The minimum diameter of a damage is 15 mm.

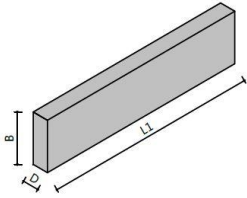
The number of defected slips must not exceed 5%. The following are considered defects; the presence of hard spots which may swell and cause the slip visible surface to flake; cracks with a width ≥ 0.2 mm on the visible surface. Any damage or defects must always be reported before use.

* With the except of burn marks that change the dimensions.

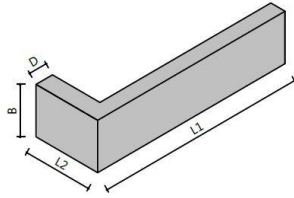
Nature7 Brick A

THIN BRICKS / BRICK SLIPS

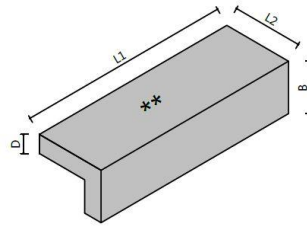
TYPES



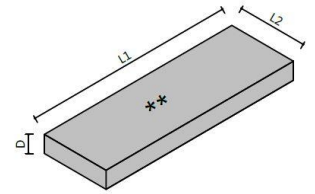
Slips



Corner slips



Stretcher reveal slips



Horizontal slips

** Rough sanded and irregular texture.

dimensions

| | |
|----|------------|
| L1 | Ca. 224 mm |
| L2 | Ca. 73 mm |
| B | Ca. 54 mm |
| D | Ca. 20 mm |

RECOMMENDATIONS

In order to create a look that is as homogeneous, the slips must be mixed correctly before processing. That means unstacking them vertically and using at least 5 different packs at the same time. If the slips come from a number of deliveries, sufficient pallets are to be kept back in order to enable the mixing of the different deliveries. Fresh brickwork should always be protected. The slips must be dry and dust-free during installation.

Dimensions may vary depending on the production. For the most recent version see www.brickz.world. This document is not binding and annuls all previous publications. The manufacturer reserves the right to change the product range and characteristics. The user must always check that he has the most recent descriptive text.

TRANSPORT AND STORAGE

Do not stack the packs.